



U.S. DEPARTMENT OF EDUCATION

Education Stabilization Fund

ESF / ESF Reporting / HEER - 879032654 - Year Two - Page 19 - Review

HEER Recipient Reporting Data Collection - Year Two

Submitted

Submitted: michael.gibbons@mga.edu - 5/5/2022, 2:05:29 PM

Page 19 - Review

General Information

Institutions must provide complete answers to each question. However, for the second annual report covering January 1, 2021-December 31, 2021, institutions have the option of taking more time to submit answers to questions marked with a clock symbol 🕒. Institutions can submit answers to questions marked with a clock symbol 🕒 in early 2022 as part of the second annual report (in alignment with the table above) OR in early 2023 as part of the third annual reporting process. Starting with the third annual report, institutions must provide answers to all questions including those marked with a clock symbol 🕒 per the reporting schedule in the table above.

1) Institutional Identifiers and Contact Information:

a) Institution Name DUNS #
MIDDLE GEORGIA STATE UNIVER 879032654

b) Identify the applicable OPEID(s) for this annual report:

OPEID
00158100

c) Identify the applicable IPEDS unitid(s) for this annual report:

Unitid
482158


d) For this annual report, please report on these HEERF grant PR/Award Numbers:

PR/Award Num,Per (Program) / Award Amount
P425E200690 (Student Aid) / \$15,957,173

PR/Award Num,Per (Program) / Award Amount
P425F201685 (Institutional Portion) / \$20,571,643

PR/Award Number (Program) / Award Amount
 P425M200723 (Strengthening Institutions Program) / \$1,581,998

- 2) Did you expend all of your HEERF I, II, & III funds available prior to the end of the reporting period, making this your final annual report?
- Yes | No

Institutions that expended all of their HEERF funds in calendar year 2021 may need to finalize their calendar year 2021 reporting in early 2023 if they choose to delay reporting on the questions labeled with a clock symbol  until the early 2023 reporting timeframe.

Websites

3) Reporting on institution websites:

a) HEERF quarterly reporting webpage URL:

Quarterly Reporting URL
http://www.mga.edu/financial_aid/covid_relief.php

b) Student Portion Reporting: Provide all active website URLs posted by your campus, or by the institution on behalf of your campus(es), as required by the public posting requirement from the May 13, 2021 notice in the Federal Register for the student portion including any active URLs that provide archived information.

Student Portion URL
http://www.mga.edu/financial_aid/covid_relief.php

See <https://www.federalregister.gov/d/2021-10196>.

c) Institutional Portion, (a)(1), (a)(2), and (a)(3) reporting: Provide all active website URLs posted by your campus, or by the institution on behalf of your campus(es), as required by the Quarterly Public Reporting Form for (HEERF I, II, III) (a)(1), (a)(2), and (a)(3) Institutional Portion including any active URLs that provide archived information.

Institutional Portion URL
http://www.mga.edu/financial_aid/covid_relief.php

See <https://www2.ed.gov/about/offices/list/ope/heerfreporting.html>.

How Aid Helped

4) How has HEERF helped your institution and your students?

a) HEERF enabled my institution to continue offering planned programs (i.e., programs of study listed in our course catalog) that were at risk of discontinuation due to pandemic-related factors

Strongly disagree	Disagree	Neutral	Agree	Strongly agree	N/A	Unable to Determine
-------------------	----------	---------	-------	----------------	-----	---------------------

b) HEERF enabled my institution to keep student net prices similar to pre-pandemic levels

Strongly disagree	Disagree	Neutral	Agree	Strongly agree	N/A	Unable to Determine
-------------------	----------	---------	-------	----------------	-----	---------------------

Net price refers to costs covered by students and their families and is calculated by adding tuition, fees, books, supplies, and living costs and subtracting grant and/or scholarship aid (e.g., Pell grants, school-based grants, merit scholarships)

c) HEERF enabled my institution to keep students enrolled by providing them with electronic devices and Internet access

Strongly disagree	Disagree	Neutral	Agree	Strongly agree	N/A	Unable to Determine
-------------------	----------	---------	-------	----------------	-----	---------------------

d) HEERF enabled my institution to keep students enrolled who were at risk of dropping out due to pandemic-related factors by providing direct financial support to students

Strongly disagree	Disagree	Neutral	Agree	Strongly agree	N/A	Unable to Determine
-------------------	----------	---------	-------	----------------	-----	---------------------

e) HEERF enabled my institution to keep faculty, staff, employees, and contractors at full salary levels who were at risk of unemployment due to pandemic-related factors

Strongly disagree	Disagree	Neutral	Agree	Strongly agree	N/A	Unable to Determine
-------------------	----------	---------	-------	----------------	-----	---------------------

f) HEERF enabled my institution to purchase COVID tests, health screening, and the healthcare needed to help students and faculty

Strongly disagree	Disagree	Neutral	Agree	Strongly agree	N/A	Unable to Determine
-------------------	----------	---------	-------	----------------	-----	---------------------

Aid Determination



5) How did your institution determine which students received emergency financial aid grants to students and how much each student would receive? Please indicate if any of the following strategies were used at least once during the reporting period

a) Did you ask students to apply for funds?

Yes	No
-----	----

i) Did you use that application to determine the amount of a student's emergency financial aid grant?

Yes	No
-----	----

1) What needs did you prioritize to determine the amount of the student's award?

a) Food

Yes	No
-----	----

b) Housing

Yes	No
-----	----

c) Course materials (non-technology)

Yes	No
-----	----

d) Technology

Yes	No
-----	----

e) Health care

Yes	No
-----	----

f) Child care

Yes	No
-----	----

g) Transportation

Yes	No
-----	----

h) Lost income (e.g., Loss of Employment/Reduced Income)

Yes	No
-----	----

i) Other

Yes	No
-----	----

If yes, please specify

Specify

An 'Other' section was provided for students to describe any other pandemic-related expenses they incurred.

2) Did your application require students to submit supporting documentation of their needs or difficulty meeting expenses?	Yes	No
--	-----	----

- b) Did you use any institutional administrative data (pre-existing data that did not come from a HEERF-specific application form) in determining the amount of funds awarded to students?
- | | | |
|--|-----|----|
| | Yes | No |
|--|-----|----|

i) Which of these student factors did you prioritize in the grant determination process?		
1) Enrollment intensity (i.e., full-time/part-time status, number of credits the student is taking, etc.)	Yes	No
2) Location (i.e., branch campus)	Yes	No
3) Pell Grant eligibility	Yes	No
4) FAFSA data elements	Yes	No
5) On-campus/distance education status	Yes	No
6) On-campus/off-campus living arrangements	Yes	No
7) Academic level	Yes	No
8) Other	Yes	No

- c) Did your institution use a specific methodology to calculate award amounts that is captured in a flowchart, set of equations, a formula, or other documentation?
- | | | |
|--|-----|----|
| | Yes | No |
|--|-----|----|

Aid Distribution ^

6) How did your institution distribute the emergency financial aid grants to students?

a) Checks

Yes	No
-----	----

b) Electronic funds transfer /Direct deposit

Yes	No
-----	----

c) Debit cards

Yes	No
-----	----

d) Payment apps

Yes	No
-----	----

e) Other

Yes	No
-----	----

If yes, please specify

Specify

Funds were sent electronically to the institution's third-party refund processor,

BankMobile.

Emergency Grants - Guidance ^

7) Did your institution provide any instructions, directions, or guidance to students (e.g., FAQs) about the emergency financial aid grants upon disbursement?

Yes	No
-----	----

Upload PDF/MS Word document instructions, directions, or guidance. Include screenshots of relevant websites

The grantee has uploaded 2 file(s) in response to this question.

File Name	Size	Last Modified
email to students.pdf	159.3 KB	4/14/2022, 7:54:55 AM
website posting.pdf	473.1 KB	4/14/2022, 7:54:59 AM

Emergency Grants - Counts, Student, and Institution Funds ^

- 8) What percentage of students received emergency grants and how much did students receive in emergency grants by fund type and student type?

Note: In early 2022, for the second annual report covering January 1, 2021-December 31, 2021, institutions have the option of taking more time to submit answers to questions marked with a clock symbol 🕒.

Institutions can submit answers to questions marked with a clock symbol 🕒 in early 2022 as part of the second annual report (in alignment with the reporting schedule at the beginning of this data collection form)

OR in early 2023 along with reporting the third annual report

- a) Complete the following table:

When IPEDS definitions apply (categories labeled with “(IPEDS categories)” in the form), use the same category for each student that is used to report to IPEDS. For the second and third annual HEERF reports (reporting on calendar years 2021 and 2022 in early 2022 and early 2023 respectively), if a student is not reported to IPEDS, for example because they are not enrolled for credit in courses that could lead to an award, then report that student under “Students not categorized in IPEDS.” In the fourth, and fifth annual HEERF reports “Students not categorized in IPEDS” will no longer be an option in the form and institutions will need to track all of their students (regardless of if they would be included in IPEDS enrollment counts) and categorize them using the IPEDS classification methodology

Emergency Financial Aid Grants Awarded to Students: Report only disbursements related to Emergency Financial Aid Grants including using those grants to satisfy outstanding accounts. Any disbursements unrelated to Emergency Financial Aid Grants should not be included in the reported expenditures

	Undergraduate ₆ full-time ₇ Pell grant recipients ₈	Undergraduate ₆ full-time ₇ Non- Pell grant recipients ₉	Undergraduate ₆ part-time Pell grant recipients	Undergraduat part-time No Pell grant recipients
Number of Students How many students were enrolled? (unduplicated count for the reporting period)	Number 3,102	Number 2,992	Number 1,372	Number 3,082

	Undergraduate ₆ full-time ₇ Pell grant recipients ₈	Undergraduate ₆ full-time ₇ Non- Pell grant recipients ₉	Undergraduate ₆ part-time Pell grant recipients	Undergraduat part-time No Pell grant recipients
<p>Number of HEERF Student Recipients – Emergency Grants to Students (unduplicated) How many students received HEERF emergency financial aid grants? (unduplicated across all HEERF sections)</p>	Number 2,536	Number 2,382	Number 853	Number 1,805
<p>HEERF (a)(1) Student Aid Portion Amount Disbursed What was the amount disbursed directly to students as Emergency Financial Aid Grants?</p>	Amount \$ 1,634,000	Amount \$ 1,092,800	Amount \$ 507,200	Amount \$ 729,000

	Undergraduate ₆ full-time ₇ Pell grant recipients ₈	Undergraduate ₆ full-time ₇ Non- Pell grant recipients ₉	Undergraduate ₆ part-time Pell grant recipients	Undergraduat part-time No Pell grant recipients
<p>HEERF (a)(1) Student Aid Portion Amount Disbursed What was the amount of Emergency Financial Aid Grants applied to satisfy student's outstanding account balance upon receiving affirmative written consent from students to do so? <i>If funds were not used for this purpose, report \$0. Include only amounts that benefited students who directly received Emergency Financial Aid Grants.</i></p>	<p>Amount \$ 421,000</p>	<p>Amount \$ 301,000</p>	<p>Amount \$ 88,000</p>	<p>Amount \$ 115,000</p>

	Undergraduate ⁶ full-time ⁷ Pell grant recipients ⁸	Undergraduate ⁶ full-time ⁷ Non- Pell grant recipients ⁹	Undergraduate ⁶ part-time Pell grant recipients	Undergraduat part-time No Pell grant recipients
HEERF (a)(1) Institutional Portion Amount Disbursed What was the amount disbursed directly to students as Emergency Financial Aid Grants?	Amount \$ 3,000	Amount \$ 500	Amount \$ 500	Amount \$ 0
HEERF (a)(1) Institutional Portion Amount Disbursed What was the amount of Emergency Financial Aid Grants applied to satisfy student's outstanding account balances? <i>If funds were not used for this purpose, report \$0. Include only amounts that benefited students who directly received Emergency Financial Aid Grants.</i>	Amount \$ 0	Amount \$ 0	Amount \$ 0	Amount \$ 0

⁶For students in both undergraduate and graduate categories, classify as a graduate student.

⁷For students who had multiple enrollment intensities, classify as full-time.

⁸Designate the student as a Pell grant recipient if the student was a Pell grant recipient at any time within the applicable reporting period.

⁹Includes non-FAFSA filers.

Emergency Grants - (a)(2), (a)(3), and (a)(4) Funds ^

8) What percentage of students received emergency grants and how much did students receive in emergency grants by fund type and student type?

Note: In early 2022, for the second annual report covering January 1, 2021-December 31, 2021, institutions have the option of taking more time to submit answers to questions marked with a clock symbol 🕒.

Institutions can submit answers to questions marked with a clock symbol 🕒 in early 2022 as part of the second annual report (in alignment with the reporting schedule at the beginning of this data collection form) OR in early 2023 along with reporting the third annual report

a) Complete the following table:

When IPEDS definitions apply (categories labeled with "(IPEDS categories)" in the form), use the same category for each student that is used to report to IPEDS. For the second and third annual HEERF reports (reporting on calendar years 2021 and 2022 in early 2022 and early 2023 respectively), if a student is not reported to IPEDS, for example because they are not enrolled for credit in courses that could lead to an award, then report that student under "Students not categorized in IPEDS." In the fourth, and fifth annual HEERF reports "Students not categorized in IPEDS" will no longer be an option in the form and institutions will need to track all of their students (regardless of if they would be included in IPEDS enrollment counts) and categorize them using the IPEDS classification methodology

Emergency Financial Aid Grants Awarded to Students: Report only disbursements related to Emergency Financial Aid Grants including using those grants to satisfy outstanding accounts. Any disbursements unrelated to Emergency Financial Aid Grants should not be included in the reported expenditures

	Undergraduate ₆ full-time ₇ Pell grant recipients ₈	Undergraduate ₆ full-time ₇ Non- Pell grant recipients ₉	Undergraduate ₆ part-time Pell grant recipients	Undergraduate ₆ part-time Non- Pell grant recipients
--	---	--	--	--

	Undergraduate ₆ full-time ₇ Pell grant recipients ₈	Undergraduate ₆ full-time ₇ Non- Pell grant recipients ₉	Undergraduate ₆ part-time Pell grant recipients	Undergraduate ₆ part-time Non- Pell grant recipients
<p>HEERF (a)(2) Amount Disbursed (HBCUs, TCCUs, MSIs, and SIP) What was the amount disbursed directly to students as Emergency Financial Aid Grants? <i>If funds were not used for this purpose, report \$0.</i></p>	Amount \$0	Amount \$0	Amount \$0	Amount \$0

	Undergraduate ⁶ full-time ⁷ Pell grant recipients ⁸	Undergraduate ⁶ full-time ⁷ Non- Pell grant recipients ⁹	Undergraduate ⁶ part-time Pell grant recipients	Undergraduate ⁶ part-time Non- Pell grant recipients
<p>HEERF (a)(2) Amount Disbursed (HBCUs, TCCUs, MSIs, and SIP) What was the amount of Emergency Financial Aid Grants applied to satisfy student's outstanding account balances? <i>If funds were not used for this purpose, report \$0. Include only amounts that benefited students who directly received Emergency Financial Aid Grants.</i></p>	Amount \$0	Amount \$0	Amount \$0	Amount \$0

⁶For students in both undergraduate and graduate categories, classify as a graduate student.

⁷For students who had multiple enrollment intensities, classify as full-time.

⁸Designate the student as a Pell grant recipient if the student was a Pell grant recipient at any time within the applicable reporting period.

⁹Includes non-FAFSA filers.

Emergency Grants - Min/Max, Calculated Totals, and Averages



Emergency Grants - Title IV

- 8) What percentage of students received emergency grants and how much did students receive in emergency grants by fund type and student type?

Note: In early 2022, for the second annual report covering January 1, 2021-December 31, 2021, institutions have the option of taking more time to submit answers to questions marked with a clock symbol 🕒. Institutions can submit answers to questions marked with a clock symbol 🕒 in early 2022 as part of the second annual report (in alignment with the reporting schedule at the beginning of this data collection form) OR in early 2023 along with reporting the third annual report

- b) 🕒 Among the students enrolled in your institution, how many were NOT Title IV eligible throughout their enrollment during the reporting period?

Enrolled Students Not Eligible

2,551

Based on the Department's Final Regulations issued on May 14, 2021 (86 FR 26608, available at <https://www.federalregister.gov/d/2021-10190>), students are not required to be eligible for Title IV student financial aid in order to receive HEERF emergency financial aid grants. Title IV eligibility for this question is based on the number of students for whom the institution has received an Institutional Student Information Record (ISIR) plus the number of students who completed any alternative form developed by the institution. In reporting these data, students should be classified as Title IV eligible if they were determined to be Title IV eligible at any point during the reporting period.

- i) 🕒 The percentage of students enrolled in your institution who were NOT Title IV eligible throughout their enrollment during the reporting period is

Percentage of Enrolled Students Not Eligible

22.94%

- c) 🕒 Among students who received emergency financial aid grants, how many were NOT Title IV eligible throughout their enrollment during the reporting period?

Students Not Eligible Who Received Grants

1,672

- i) 🕒 The percentage of students who received emergency financial aid grants who were not Title IV eligible throughout their enrollment during the reporting period is

Percentage of Students Not Eligible Who Received Grants

20.99%

Emergency Grants - Race/Ethnicity

- 8) What percentage of students received emergency grants and how much did

students receive in emergency grants by fund type and student type?

Note: In early 2022, for the second annual report covering January 1, 2021-December 31, 2021, institutions have the option of taking more time to submit answers to questions marked with a clock symbol 🕒. Institutions can submit answers to questions marked with a clock symbol 🕒 in early 2022 as part of the second annual report (in alignment with the reporting schedule at the beginning of this data collection form) OR in early 2023 along with reporting the third annual report

d) 🕒 What number of students were enrolled, what number received emergency grants, and how much grant aid did the students receive by IPEDS race/ethnicity categories?

Race/Ethnicity (IPEDS categories)	Enrolled student count (unduplicated)	Number of students who received at least one Emergency Financial Aid Grant (unduplicated)	What was the total amount of Emergency Financial Aid Grants disbursed to students through all HEERF funds?	Average HEERF Amount Awarded
American Indian or Alaska Native	Count 20	Number 14	Amount \$ 6,800	Amount \$485.71
Asian	Count 339	Number 245	Amount \$ 147,000	Amount \$600.00
Black or African American	Count 3,639	Number 2,503	Amount \$ 1,847,900	Amount \$738.27
Hispanic/Latino	Count 665	Number 501	Amount \$ 322,000	Amount \$642.71
Native Hawaiian or Other Pacific Islander	Count 9	Number 7	Amount \$ 3,400	Amount \$485.71
White	Count 5,768	Number 4,211	Amount \$ 2,392,700	Amount \$568.20

Two or more races	Count 441	Number 304	Amount \$ 200,000	Amount \$657.89
Race/ethnicity unknown	Count 61	Number 42	Amount \$ 127,000	Amount \$3,023.8
Nonresident alien	Count 176	Number 139	Amount \$ 127,000	Amount \$913.67
Students not categorized in IPEDS	Count 0	Number 0	Amount \$0	Amount

Emergency Grants – Gender and Age ^


8) What percentage of students received emergency grants and how much did students receive in emergency grants by fund type and student type?

Note: In early 2022, for the second annual report covering January 1, 2021-December 31, 2021, institutions have the option of taking more time to submit answers to questions marked with a clock symbol 🕒. Institutions can submit answers to questions marked with a clock symbol 🕒 in early 2022 as part of the second annual report (in alignment with the reporting schedule at the beginning of this data collection form) OR in early 2023 along with reporting the third annual report

e) 🕒 What number of students were enrolled, what number received emergency grants, and how much grant aid did the students receive by IPEDS gender categories?

Gender/Age (IPEDS categories)	Enrolled student count (unduplicated)	Number of students who received at least one Emergency Financial Aid Grant (unduplicated)	What was the total amount of grants disbursed to students through all HEERF funds?	Average HEERF Amount Awarded
Men	Count 4,807	Number 3,473	Amount \$ 2,227,100	Amount \$641.26

Women	Count 6,311	Number 4,493	Amount \$ 2,839,91	Amount \$632.07
Students not categorized in IPEDS	Count 0	Number 0	Amount \$ 0	Amount

f)  What number of students were enrolled, what number received emergency grants and how much grant aid did the students receive by IPEDS age categories?
Institutions should follow IPEDS Fall enrollment guidelines (<https://nces.ed.gov/ipeds/use-the-data/survey-components/8/fall-enrollment>) for when to capture a student's age. For example, institutions operating on a traditional academic year calendar (semester, trimester, quarter, or 4-1-4) report Fall enrollment as of the institution's official fall reporting date or October 15. Institutions operating on a calendar that differs by program or that enrolls students on a continuous basis (referred to as program reporters) report Fall enrollment as students enrolled any time during the period August 1 and October 31.

Ages 25 and older	Count 3,871	Number 2,604	Amount \$ 1,440,91	Amount \$553.34
Ages 24 and younger	Count 7,247	Number 5,362	Amount \$ 3,626,11	Amount \$676.26
Age not available in administrative records (e.g., IPEDS, FAFSA, etc.)	Count 0	Number 0	Amount \$ 0	Amount

Institutional Expenditures

9) Institutional expenditures

a) Has your institution designated HEERF program funds for a specific purpose or budget objective in future calendar years (for example, operation and maintenance of plant, academic programs,

Yes	No
-----	----

residential programs, future institutional aid)?

- 1) If no, are HEERF program funds being reserved for use as needed?

- b) Provide the total amount of HEERF funds expended during the reporting period on each of the following categories:

Providing additional Emergency Financial Aid Grants to students.

Amount in (a)(2) Institutional aid ...	Amount in (a)(2) dollars, if appli ...	Amount in (a)(2) dollars, if appli ...
\$4,000.00	\$0.00	\$0.00

Explanatory Notes

N/A

Using Emergency Financial Aid Grants to cover student outstanding account balances for costs such as debt forgiveness, room, board, tuition, or fees.

Amount in (a)(2) Institutional aid ...	Amount in (a)(2) dollars, if appli ...	Amount in (a)(2) dollars, if appli ...
\$0.00	\$0.00	\$0.00

Explanatory Notes

N/A

Indirect cost recovery/facilities and administrative costs charged on the grants.

Amount in (a)(2) Institutional aid ...	Amount in (a)(2) dollars, if appli ...	Amount in (a)(2) dollars, if appli ...
\$0	\$0	\$0

Explanatory Notes

N/A

Covering the cost of providing additional technology hardware to students, such as laptops or tablets, or covering the added cost of technology fees.

Amount in (a)(2) Institutional aid ...	Amount in (a)(2) dollars, if appli ...	Amount in (a)(2) dollars, if appli ...
\$0	\$0	\$0

Explanatory Notes

N/A

Providing or subsidizing the costs of high-speed internet to students or faculty to transition to an online environment.

Amount in <a> Institutional ... Amount in <a> dollars, if app ... Amount in <a> dollars, if app ...
\$ 0 \$ 0 \$ 0

Explanatory Notes

N/A

Subsidizing off-campus housing costs due to dormitory closures or decisions to limit housing to one student per room; subsidizing housing costs to reduce housing density; paying for hotels or other off-campus housing for students who need to be isolated; paying travel expenses for students who need to leave campus early due to coronavirus infections or campus interruptions.

Amount in <a> Institutional ... Amount in <a> dollars, if app ... Amount in <a> dollars, if app ...
\$ 620 \$ 0 \$ 0

Explanatory Notes

N/A

Subsidizing food service to reduce density in eating facilities, to provide pre-packaged meals, or to add hours to food service operations to accommodate social distancing.

Amount in <a> Institutional ... Amount in <a> dollars, if app ... Amount in <a> dollars, if app ...
\$ 0 \$ 0 \$ 0

Explanatory Notes

N/A

Costs related to operating additional class sections to enable social distancing, such as those for hiring more instructors and increasing campus hours of operations.

Amount in <a> Institutional ... Amount in <a> dollars, if app ... Amount in <a> dollars, if app ...
\$ 0 \$ 0 \$ 0

Explanatory Notes

N/A

Campus safety and operations.

Including costs or expenses related to the disinfecting and cleaning of dorms and other campus facilities, purchases of personal protective equipment (PPE), purchases of cleaning supplies, adding personnel to increase the frequency of cleaning, the reconfiguration of facilities to promote social distancing, etc.

<small>Amount in <a><3> Institutional d ...</small>	<small>Amount in <a><3> dollars, if app# ...</small>	<small>Amount in <a><3> dollars, if app# ...</small>
\$ 27,283	\$ 0	\$ 0

Explanatory Notes

N/A

Purchasing, leasing, or renting additional instructional equipment and supplies (such as laboratory equipment or computers) to reduce the number of students sharing equipment or supplies during a single class period and to provide time for disinfection between uses.

<small>Amount in <a><3> Institutional d ...</small>	<small>Amount in <a><3> dollars, if app# ...</small>	<small>Amount in <a><3> dollars, if app# ...</small>
\$ 0	\$ 0	\$ 0

Explanatory Notes

N/A

Purchasing faculty and staff training in online instruction; or paying additional funds to staff who are providing training in addition to their regular job responsibilities.

<small>Amount in <a><3> Institutional d ...</small>	<small>Amount in <a><3> dollars, if app# ...</small>	<small>Amount in <a><3> dollars, if app# ...</small>
\$ 0	\$ 0	\$ 0

Explanatory Notes

N/A

Purchasing, leasing, or renting additional equipment or software to enable distance learning, or upgrading campus wi-fi access or extending open networks to parking lots or public spaces, etc.

<small>Amount in <a><3> Institutional d ...</small>	<small>Amount in <a><3> dollars, if app# ...</small>	<small>Amount in <a><3> dollars, if app# ...</small>
\$ 0	\$ 0	\$ 0

Explanatory Notes

N/A

Implementing evidence-based practices to monitor and suppress coronavirus in accordance with public health guidelines.

Including funding to cover the cost of vaccine distribution.

Amount in (a)(1) Institutional d ...	Amount in (a)(2) dollars, if app! ...	Amount in (a)(3) dollars, if app! ...
\$ 2,550	\$ 0	\$ 0

Explanatory Notes

Vaccine incentive payments

Conducting direct outreach to financial aid applicants about the opportunity to receive a financial aid adjustment due to the recent unemployment of a family member or independent student, or other circumstances, described in section 479A of the Higher Education Act of 1965.

Amount in (a)(1) Institutional d ...	Amount in (a)(2) dollars, if app! ...	Amount in (a)(3) dollars, if app! ...
\$ 0	\$ 0	\$ 0

Explanatory Notes

N/A

Replacing lost revenue from all sources.

Please see the Department's HEERF Lost Revenue FAQs (March 19, 2021) for more information regarding what may be appropriately included in an estimate of lost revenue.

Amount in (a)(1) Institutional d ...	Amount in (a)(2) dollars, if app! ...	Amount in (a)(3) dollars, if app! ...
\$ 8,294,256.00	\$ 0	\$ 0

Explanatory Notes

N/A

Other Uses of (a)(1) Institutional Portion funds.

Amount in (a)(1) Institutional d ...
\$ 0

Explanatory Notes

N/A

Other uses of (a)(2) or (a)(3) funds, if applicable.

<small>Amount in (a)(2) dollars, if applicable</small>	<small>Amount in (a)(3) dollars, if applicable</small>
\$ 0	\$ 0

Explanatory Notes

N/A

Annual Institutional Expenditures for each Program

<small>Amount in (a)(2) institutional dollars</small>	<small>Amount in (a)(2) dollars, if applicable</small>	<small>Amount in (a)(3) dollars, if applicable</small>
\$8,328,709.00	\$0.00	\$0.00

Total of Institutional Annual Expenditures

Amount in all institutional dollars
\$8,328,709.00

Lost Revenue ^

c) Estimate how much of the lost revenue reported above came from revenue lost from each of the following sources:

These categories are the categories described in Question 3 of the HEERF Lost Revenue FAQs (March 19, 2021, available at <https://www2.ed.gov/about/offices/list/ope/heerflostrevenuefaqs.pdf>).

<p>Academic Resources Estimated Amount \$ 133,195</p>	<p>Unpaid student accounts receivable or other student account debts (including tuition, fees, and institutional charges)</p>	<p>Room and board Estimated Amount \$ 2,571,032</p>	<p>Enrollment declines, including reduced tuition, fees, and institutional charges Estimated Amount \$ 1,456,538</p>	<p>Supported research Estimated Amount \$ 0</p>
---	---	---	--	---

Estimated Amount
\$ 725,763

Summer terms
and camps
Estimated Amount
\$ 126,032

Auxiliary services
sources
Estimated Amount
\$ 0

Cancelled
ancillary events
Estimated Amount
\$ 0

Disruption of
food service
Estimated Amount
\$ 0

Dormitory
services
Estimated Amount
\$ 0

Childcare
services
Estimated Amount
\$ 0

Use of facilities or
venues, including
external events
such as weddings,
receptions, or
conferences
(other than
facilities
associated with
sectarian
instruction or
religious worship)
Estimated Amount
\$ 0

Bookstore
revenue
Estimated Amount
\$ 0

Parking revenue
Estimated Amount
\$ 0

Lease revenue
Estimated Amount
\$ 0

Royalties
Estimated Amount
\$ 0

Other operating
revenue
Estimated Amount
\$ 3,281,696

Total (a)(1) lost
revenue funds
\$ 8,294,256.00

Total (a)(2) lost
revenue funds
\$ 0

Total (a)(3) lost
revenue funds
\$ 0

TOTAL LOST
REVENUE
HEERF
\$8,294,256.00

*Estimated amounts need
to sum to amounts
reported in 9b*

d) Briefly describe the "other operating revenue" reported above:

Brief description

Lost revenue for state appropriations





Enrollment - Academic ^

- 10) Provide the unduplicated count of students who were enrolled at least once as a degree/certificate seeking student within the reporting period and their enrollment status at the end reporting period. The three statuses (completed, withdrawn, and still enrolled) need to add up to the total number of students enrolled.

Calendar year 2021: Enrollment status for all degree/certificate seeking students ^

- a) Complete the following table for the applicable reporting period




	Number of degree/certificate seeking students	Number of degree/certificate seeking students who completed a program at your institution during the reporting period	Number degree/cert seeking stu who did not complete d the repor period but still enroll your instit (i.e., las enrollme record at th of the repo period is r withdraw re
Academic level UNDERGRADUATE STUDENTS <i>For students in both undergraduate and graduate categories, classify as a graduate student</i>	Number 9,262	Number 1,169	Number 7,563




<p>Academic level</p> <p>GRADUATE STUDENTS</p> <p><i>For students in both undergraduate and graduate categories, classify as a graduate student</i></p>	Number 568	Number 205	Number 340
<p>Pell grant status (undergraduates only) </p> <p>PELL GRANT RECIPIENTS</p> <p><i>Designate the student as a Pell grant recipient if the student was a Pell grant recipient at any time within the applicable reporting period</i></p>	Number 4,472	Number 526	Number 3,719
<p>Pell grant status (undergraduates only) </p> <p>NON-PELL GRANT RECIPIENTS</p> <p><i>Designate the student as a Pell grant recipient if the student was a Pell grant recipient at any time within the applicable reporting period</i></p>	Number 5,358	Number 848	Number 4,184
<p>Enrollment intensity </p> <p>PART-TIME</p> <p><i>For students who had multiple enrollment intensities, classify as full-time</i></p>	Number 3,523	Number 410	Number 2,682
<p>Enrollment intensity </p> <p>FULL-TIME</p> <p><i>For students who had multiple enrollment intensities, classify as full-time</i></p>	Number 6,307	Number 964	Number 5,221

Calendar year 2020: Enrollment status for all degree/certificate seeking students

b) Complete the following table

This table provides a historical comparison point for the current reporting period and since it is historical information it does not have to be updated on an annual basis. Institutions should submit responses in the early 2022 data collection process. However, if institutions need more time, they can submit responses in the early 2023 data collection process




	Number of degree/certificate seeking students enrolled during the calendar year	Number of degree/certificate seeking students who completed a program at your institution during the calendar year	Number degree/cert seeking stu who did i comple calendar ye were still en at your insti (i.e., las enrollme record at th of the cale year is no withdraw re
<p>Academic level </p> <p>UNDERGRADUATE STUDENTS</p> <p><i>For students in both undergraduate and graduate categories, classify as a graduate student</i></p>	Number 9,659	Number 1,066	Number 8,199
<p>Academic level </p> <p>GRADUATE STUDENTS</p> <p><i>For students in both undergraduate and graduate categories, classify as a graduate student</i></p>	Number 514	Number 141	Number 354
<p>Pell grant status (undergraduates only) </p> <p>PELL GRANT RECIPIENTS</p> <p><i>Designate the student as a Pell grant recipient if the student was a Pell grant recipient at any time within the applicable reporting period</i></p>	Number 4,865	Number 479	Number 4,155




<p>Pell grant status (undergraduates only) </p> <p>NON-PELL GRANT RECIPIENTS</p> <p><i>Designate the student as a Pell grant recipient if the student was a Pell grant recipient at any time within the applicable reporting period</i></p>	<p>Number 5,308</p>	<p>Number 728</p>	<p>Number 4,398</p>
<p>Enrollment intensity </p> <p>PART-TIME</p> <p><i>For students who had multiple enrollment intensities, classify as full-time</i></p>	<p>Number 3,342</p>	<p>Number 384</p>	<p>Number 2,706</p>
<p>Enrollment intensity </p> <p>FULL-TIME</p> <p><i>For students who had multiple enrollment intensities, classify as full-time</i></p>	<p>Number 6,831</p>	<p>Number 823</p>	<p>Number 5,847</p>

Calendar year 2019: Enrollment status for all degree/certificate seeking students  

c) Complete the following table

This table provides a historical comparison point for the current reporting period and since it is historical information it does not have to be updated on an annual basis. Institutions should submit responses in the early 2022 data collection process. However, if institutions need more time, they can submit responses in the early 2023 data collection process

	Number of degree/certificate seeking students enrolled during the calendar year	Number of degree/certificate seeking students who completed a program at your institution during the calendar year	Number degree/cert seeking stu who did i comple calendar ye were still en at your insti (i.e., las enrollme record at th of the cale year is no withdraw re
<p>Academic level </p> <p>UNDERGRADUATE STUDENTS</p> <p><i>For students in both undergraduate and graduate categories, classify as a graduate student</i></p>	Number 9,352	Number 1,103	Number 7,890
<p>Academic level </p> <p>GRADUATE STUDENTS</p> <p><i>For students in both undergraduate and graduate categories, classify as a graduate student</i></p>	Number 381	Number 140	Number 231
<p>Pell grant status (undergraduates only) </p> <p>PELL GRANT RECIPIENTS</p> <p><i>Designate the student as a Pell grant recipient if the student was a Pell grant recipient at any time within the applicable reporting period</i></p>	Number 4,868	Number 511	Number 4,171

<p>Pell grant status (undergraduates only) </p> <p>NON-PELL GRANT RECIPIENTS</p> <p><i>Designate the student as a Pell grant recipient if the student was a Pell grant recipient at any time within the applicable reporting period</i></p>	<p>Number 4,865</p>	<p>Number 732</p>	<p>Number 3,950</p>
<p>Enrollment intensity </p> <p>PART-TIME</p> <p><i>For students who had multiple enrollment intensities, classify as full-time</i></p>	<p>Number 2,970</p>	<p>Number 351</p>	<p>Number 2,390</p>
<p>Enrollment intensity </p> <p>FULL-TIME</p> <p><i>For students who had multiple enrollment intensities, classify as full-time</i></p>	<p>Number 6,763</p>	<p>Number 892</p>	<p>Number 5,731</p>





Enrollment - Race

- 10) Provide the unduplicated count of students who were enrolled at least once as a degree/certificate seeking student within the reporting period and their enrollment status at the end reporting period. The three statuses (completed, withdrawn, and still enrolled) need to add up to the total number of students enrolled.

Calendar year 2021: Enrollment status for all degree/certificate seeking students

- a) Complete the following table for the applicable reporting period

	Number of degree/certificate seeking students	Number of degree/certificate seeking students who completed a program at your institution during the reporting period	Number degree/certificate seeking students who did not complete during the report period but were still enrolled at your institution (i.e., last enrollment record at the end of the reporting period is not a withdrawal)
Race/ethnicity (IPEDS categories) ⓘ AMERICAN INDIAN OR ALASKA NATIVE	Number 14	Number 1	Number 12
Race/ethnicity (IPEDS categories) ⓘ ASIAN	Number 268	Number 37	Number 224
Race/ethnicity (IPEDS categories) ⓘ BLACK OR AFRICAN AMERICAN	Number 3,420	Number 400	Number 2,755
Race/ethnicity (IPEDS categories) ⓘ HISPANIC/LATINO	Number 601	Number 63	Number 506
Race/ethnicity (IPEDS categories) ⓘ NATIVE HAWAIIAN OR OTHER PACIFIC ISLANDER	Number 9	Number 1	Number 8

Race/ethnicity (IPEDS categories)  WHITE	Number 4,907	Number 780	Number 3,913
Race/ethnicity (IPEDS categories)  TWO OR MORE RACES	Number 404	Number 60	Number 321
Race/ethnicity (IPEDS categories)  RACE/ETHNICITY UNKNOWN	Number 44	Number 5	Number 31
Race/ethnicity (IPEDS categories)  NONRESIDENT ALIEN	Number 163	Number 27	Number 133




Calendar year 2020: Enrollment status for all degree/certificate seeking students



b) Complete the following table

This table provides a historical comparison point for the current reporting period and since it is historical information it does not have to be updated on an annual basis. Institutions should submit responses in the early 2022 data collection process. However, if institutions need more time, they can submit responses in the early 2023 data collection process

	Number of degree/certificate seeking students enrolled during the calendar year	Number of degree/certificate seeking students who completed a program at your institution during the calendar year	Number degree/certificate seeking students who did not complete calendar year were still enrolled at your institution (i.e., last enrollment record at the end of the calendar year is not a withdraw record)
Race/ethnicity (IPEDS categories) ⓘ AMERICAN INDIAN OR ALASKA NATIVE	Number 15	Number 1	Number 14
Race/ethnicity (IPEDS categories) ⓘ ASIAN	Number 256	Number 30	Number 222
Race/ethnicity (IPEDS categories) ⓘ BLACK OR AFRICAN AMERICAN	Number 3,768	Number 372	Number 3,203
Race/ethnicity (IPEDS categories) ⓘ HISPANIC/LATINO	Number 580	Number 53	Number 501
Race/ethnicity (IPEDS categories) ⓘ NATIVE HAWAIIAN OR OTHER PACIFIC ISLANDER	Number 9	Number 1	Number 8
Race/ethnicity (IPEDS categories) ⓘ WHITE	Number 4,942	Number 688	Number 4,084

Race/ethnicity (IPEDS categories)  TWO OR MORE RACES	Number 422	Number 44	Number 359
Race/ethnicity (IPEDS categories)  RACE/ETHNICITY UNKNOWN	Number 38	Number 5	Number 32
Race/ethnicity (IPEDS categories)  NONRESIDENT ALIEN	Number 143	Number 13	Number 130

Calendar year 2019: Enrollment status for all degree/certificate seeking students

c) Complete the following table

This table provides a historical comparison point for the current reporting period and since it is historical information it does not have to be updated on an annual basis. Institutions should submit responses in the early 2022 data collection process. However, if institutions need more time, they can submit responses in the early 2023 data collection process

	Number of degree/certificate seeking students enrolled during the calendar year	Number of degree/certificate seeking students who completed a program at your institution during the calendar year	Number degree/certificate seeking students who did not complete calendar year were still enrolled at your institution (i.e., last enrollment record at the end of the calendar year is not a withdraw record)

Race/ethnicity (IPEDS categories) ⓘ AMERICAN INDIAN OR ALASKA NATIVE	Number 10	Number 1	Number 9
Race/ethnicity (IPEDS categories) ⓘ ASIAN	Number 243	Number 38	Number 199
Race/ethnicity (IPEDS categories) ⓘ BLACK OR AFRICAN AMERICAN	Number 3,561	Number 315	Number 3,082
Race/ethnicity (IPEDS categories) ⓘ HISPANIC/LATINO	Number 525	Number 64	Number 448
Race/ethnicity (IPEDS categories) ⓘ NATIVE HAWAIIAN OR OTHER PACIFIC ISLANDER	Number 10	Number 2	Number 7
Race/ethnicity (IPEDS categories) ⓘ WHITE	Number 4,790	Number 740	Number 3,883
Race/ethnicity (IPEDS categories) ⓘ TWO OR MORE RACES	Number 388	Number 41	Number 332
Race/ethnicity (IPEDS categories) ⓘ RACE/ETHNICITY UNKNOWN	Number 43	Number 6	Number 36
Race/ethnicity (IPEDS categories) ⓘ NONRESIDENT ALIEN	Number 163	Number 36	Number 125

Enrollment - Gender/Age



FTE Positions



Accreditor Approval

